

Scaled data based on original data using
LM-79-08 Approved Method: Electrical and Photometric Measurements of Solid-
State Lighting Products

Test Report Prepared for
Cooper Lighting Solutions
(formerly Eaton)

Brand: McGRAW-EDISON

Report Number: P318542

Luminaire Tested: **GLEON-SA8D-827-U-T3**

Issue Date: 3/3/2020

Test Information

Test Method: LM-79-08
Report Number: P318542
TEST IS SCALED FROM IESNA LM-79-08 TEST DATA (G2-1903-205-14)
Test Lab: INNOVATION CENTER
Issue Date: 3/3/2020
Manufacturer: COOPER LIGHTING SOLUTIONS (FORMERLY EATON)
Product Line: McGRAW-EDISON
Catalog Number: GLEON-SA8D-827-U-T3
Description: GALLEON AREA AND ROADWAY LUMINAIRE
(8) 80 CRI, 2700K, 1200mA LIGHTSQUARES WITH 16 LEDS EACH AND TYPE III OPTICS
Light Source: -
Ballast/Driver: ELECTRONIC DRIVER

Summary

Lumens per Lamp: N/A
Luminaire Lumens: 45722 lumens
Efficiency: N/A
Efficacy: 89.5 lumens/watt
Luminous Opening: Rectangular (W 2' x L: 1' x H: 0')
IES Classification: Type III - Short
BUG Rating: B4 - U0 - G5

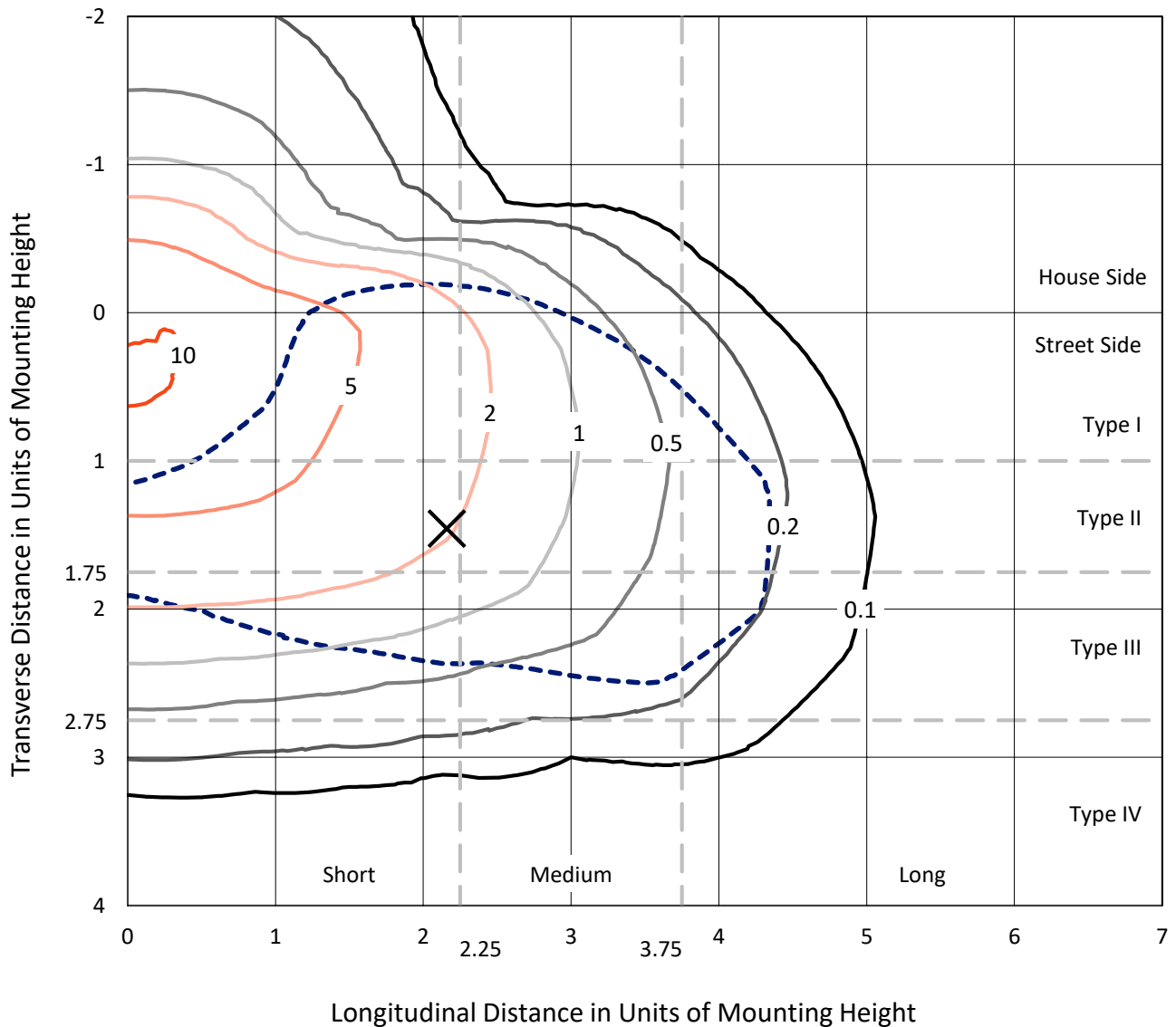
Input Watts (W): 511
Input Voltage (V): NR
Input Current (Ain): NR
Voltage Rise (V): NR
Power Factor: NR
Total Harmonic Distortion (THDi): NR
Frequency (hertz): 60
Stabilization Time: NR
Operation Time: NR
Ambient Temperature (°C): NR
Test Distance: 24 FT



REPORT NUMBER: P318542
 CATALOG NUMBER: GLEON-SA8D-827-U-T3

Iso-Footcandle Lines of Horizontal Illumination

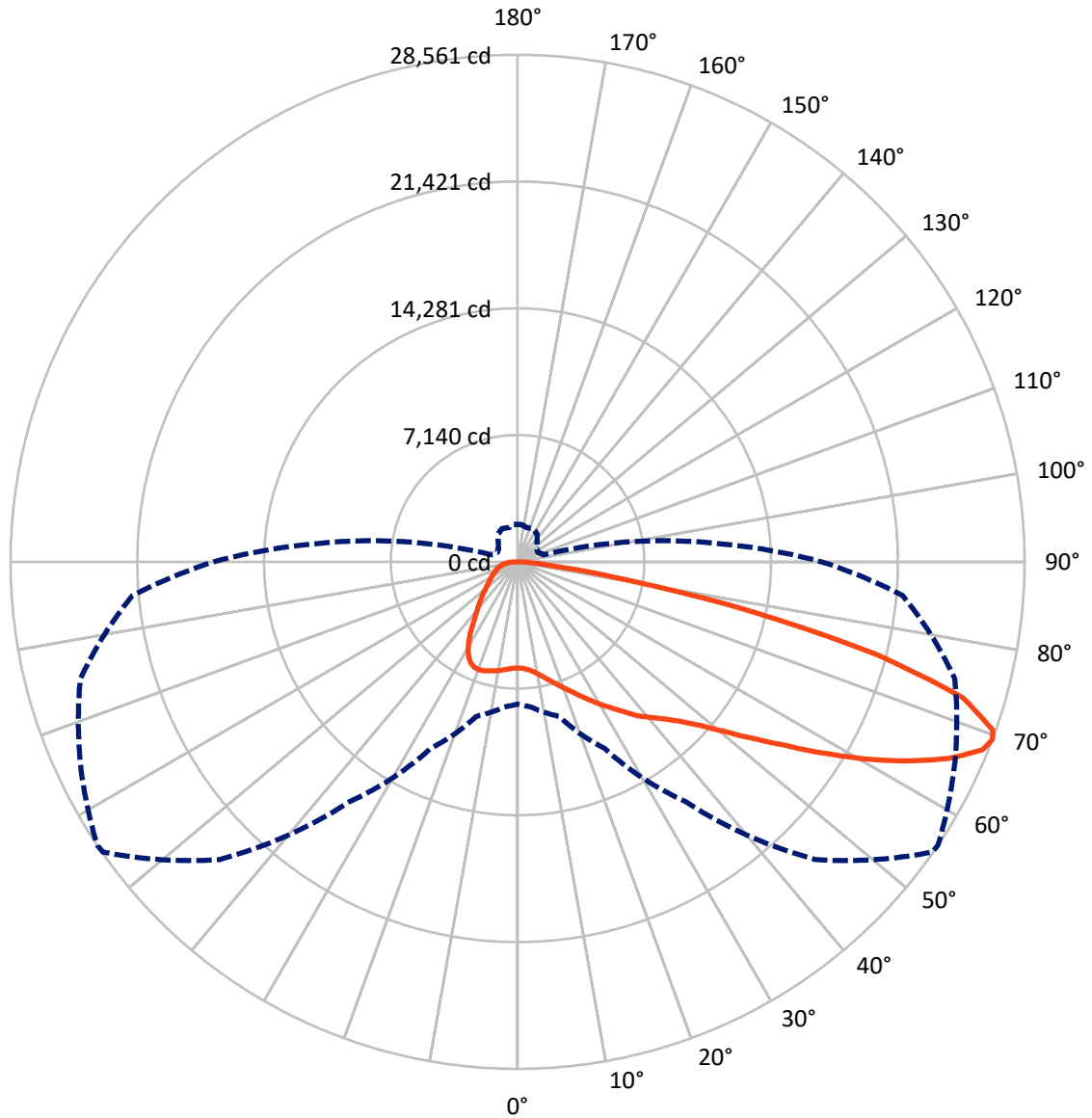
✕ Max cd
 - - - 1/2 Max cd



Based on 25 foot mounting height. Maximum calculated value = 10.4 fc
 Type III - Short - N/A

REPORT NUMBER: P318542
CATALOG NUMBER: GLEON-SA8D-827-U-T3

Luminous Intensity Polar Plot



— Vertical Plane Through 56-Deg Lateral - - - Horizontal Cone Through 69-Deg Vertical

REPORT NUMBER: P318542
 CATALOG NUMBER: GLEON-SA8D-827-U-T3

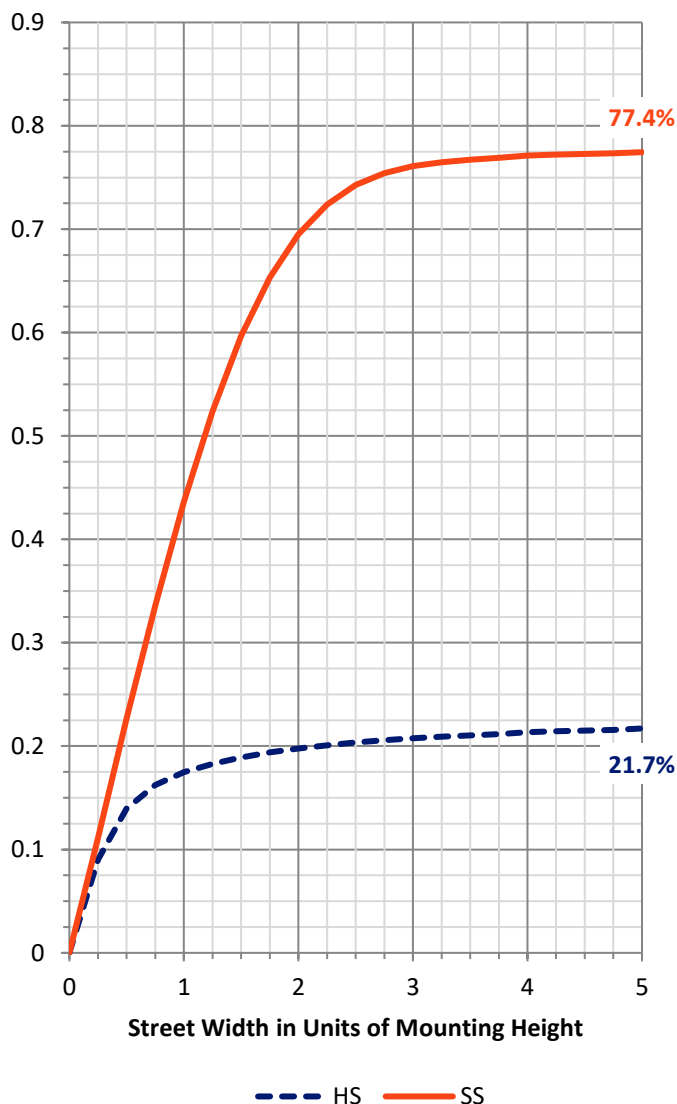
FLUX DISTRIBUTION:

		Downward	Upward	Total
House Side	Lumens	10182.2	0.0	10182.2
	% Fixture	22.3	0.0	22.3
Street Side	Lumens	35539.8	0.0	35539.8
	% Fixture	77.7	0.0	77.7
Total	Lumens	45722.0	0.0	45722.0
	% Fixture	100.0	0.0	100.0

ZONAL LUMENS:

Zone	Lumens	% Fixture
0°-10°	587.1	1.3
10°-20°	1887.8	4.1
20°-30°	3295.4	7.2
30°-40°	4733.7	10.4
40°-50°	6551.2	14.3
50°-60°	9598.5	21.0
60°-70°	11702.4	25.6
70°-80°	6469.8	14.2
80°-90°	896.1	2.0
90°-100°	0.0	0.0
100°-110°	0.0	0.0
110°-120°	0.0	0.0
120°-130°	0.0	0.0
130°-140°	0.0	0.0
140°-150°	0.0	0.0
150°-160°	0.0	0.0
160°-170°	0.0	0.0
170°-180°	0.0	0.0
0°-90°	45722.0	100.0
0°-180°	45722.0	100.0

Coefficient of Utilization

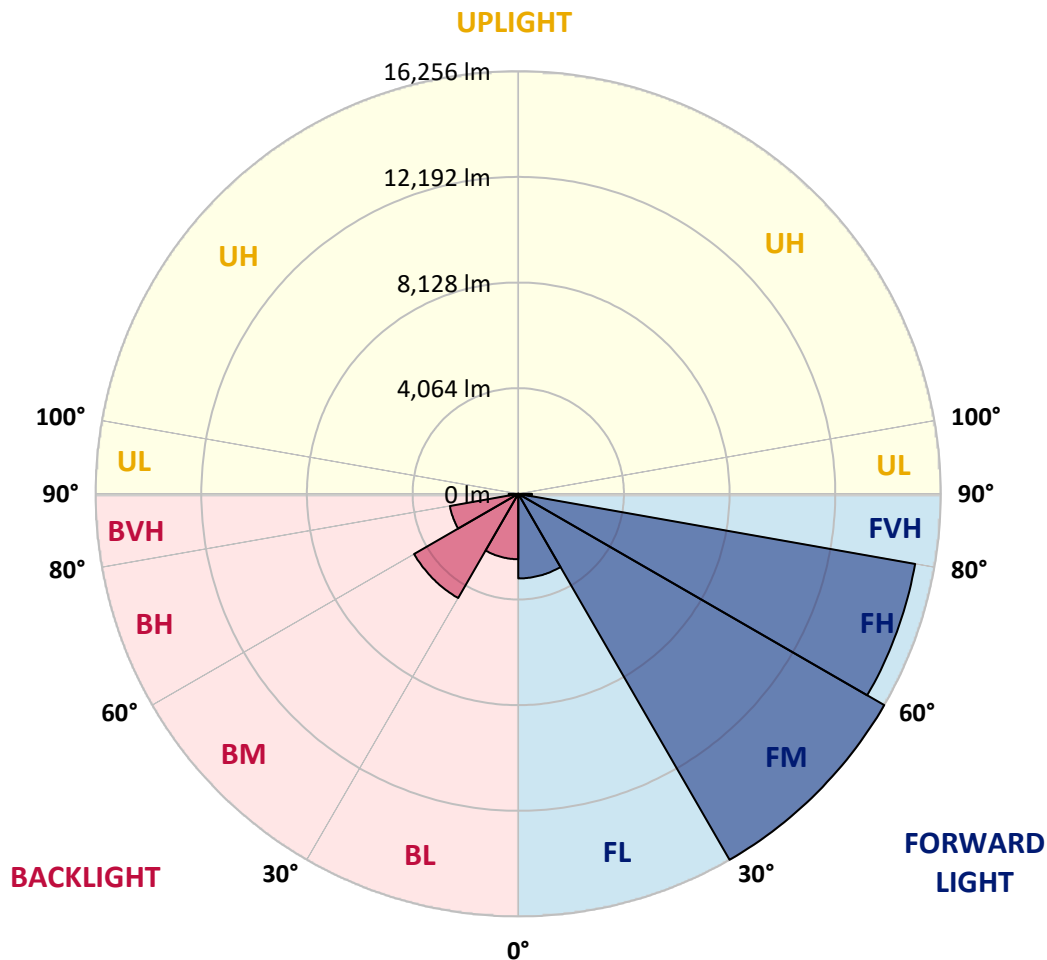


REPORT NUMBER: P318542
 CATALOG NUMBER: GLEON-SA8D-827-U-T3

LUMINAIRE CLASSIFICATION SYSTEM LUMEN TABLE AND BUG RATING:

Zone	Lumens	% Fixture	Zone Rating/Lumen Limit		
			B	U	G
FL (0°-30°)	3254.1	7.1			
FM (30°-60°)	16255.9	35.6			
FH (60°-80°)	15502.1	33.9			G5
FVH (80°-90°)	527.8	1.2			G4/750
BL (0°-30°)	2516.3	5.5	B4/5000		
BM (30°-60°)	4627.6	10.1	B3/5000		
BH (60°-80°)	2670.1	5.8	B4/5000		G4/5000
BVH (80°-90°)	368.3	0.8			G3/500
UL (90°-100°)	0.0	0.0		U0/0	
UH (100°-180°)	0.0	0.0		U0/0	

BUG Rating: B4-U0-G5
 Type III Short





REPORT NUMBER: P318542

CATALOG NUMBER: GLEON-SA8D-827-U-T3

CANDELA DISTRIBUTION (FULL):

	0°	5°	15°	25°	35°	45°	55°	56°	65°	75°	85°
0°	5977.5	5977.5	5977.5	5977.5	5977.5	5977.5	5977.5	5977.5	5977.5	5977.5	5977.5
2.5°	6015.3	6021.6	6016.8	6029.4	6015.3	6024.7	6016.8	6016.8	6012.1	5997.9	5982.2
5°	6109.8	6122.4	6114.5	6127.1	6109.8	6112.9	6098.7	6098.7	6084.6	6054.6	6023.1
7.5°	6257.8	6272.0	6265.7	6278.3	6254.7	6254.7	6235.8	6234.2	6205.9	6157.0	6120.8
10°	6434.2	6453.1	6446.8	6465.7	6446.8	6453.1	6434.2	6434.2	6396.4	6327.1	6281.5
12.5°	6691.0	6714.6	6697.3	6695.7	6687.8	6700.4	6684.7	6681.5	6646.9	6552.4	6489.4
15°	7034.3	7059.5	7023.3	7020.2	6976.1	6971.3	6971.3	6966.6	6944.6	6831.2	6727.2
17.5°	7429.7	7437.6	7406.1	7355.7	7299.0	7262.7	7258.0	7270.6	7270.6	7138.3	6972.9
20°	7817.2	7831.3	7806.1	7749.4	7677.0	7623.4	7585.6	7610.8	7609.3	7451.7	7217.1
22.5°	8239.3	8272.4	8234.6	8162.1	8077.1	8017.2	7951.0	7973.1	7974.7	7780.9	7456.5
25°	8785.8	8755.9	8732.3	8629.9	8508.6	8447.2	8385.8	8407.8	8401.5	8135.3	7703.8
27.5°	9269.4	9275.7	9244.2	9135.5	8995.3	8859.9	8856.7	8870.9	8847.3	8503.9	7936.9
30°	9831.7	9834.9	9790.8	9693.1	9540.3	9365.5	9324.5	9348.2	9297.8	8853.6	8182.6
32.5°	10390.9	10406.6	10357.8	10239.7	10116.8	9904.2	9822.3	9838.0	9712.0	9211.1	8436.2
35°	10880.7	10902.8	10887.0	10808.3	10674.4	10491.7	10394.0	10384.6	10228.6	9649.0	8771.7
37.5°	11380.0	11400.5	11383.2	11317.0	11263.5	11069.7	11017.7	11017.7	10746.8	10096.3	9198.5
40°	11893.5	11925.0	11904.5	11813.2	11767.5	11679.3	11554.9	11524.9	11232.0	10633.4	9894.7
42.5°	12370.8	12411.7	12493.6	12440.1	12347.1	12359.7	12109.3	12093.5	11879.3	11427.3	10768.9
45°	13048.0	13107.9	13246.5	13205.5	13186.6	13117.3	12819.7	12805.5	12723.6	12495.2	11854.1
47.5°	13786.8	13868.7	14119.1	14127.0	14330.2	14199.4	13794.6	13745.8	13764.7	13774.2	13178.8
50°	14467.2	14557.0	14968.1	15161.8	15640.6	15669.0	15021.6	14977.5	15051.6	15268.9	14722.4
52.5°	15010.6	15124.0	15637.5	16236.0	17056.6	17289.8	16532.1	16499.1	16554.2	16929.1	16467.6
55°	15409.1	15532.0	16091.1	17181.1	18491.5	18902.6	18271.0	18239.5	18274.2	18751.4	18365.5
57.5°	15502.0	15532.0	16343.1	17817.4	19702.8	20690.4	20399.0	20336.0	20165.9	20581.7	20460.4
60°	15065.7	15185.4	16135.2	18041.1	20640.0	22452.9	22623.0	22544.3	22067.0	22407.2	22309.6
62.5°	14180.5	14394.7	15358.7	17700.9	21007.0	23892.5	24804.5	24710.0	23887.8	24108.3	23638.9
65°	12734.6	12826.0	13838.7	16527.4	20540.7	24814.0	26749.7	26702.5	25667.7	25322.7	23884.7
67.5°	10148.3	10320.0	11180.0	14075.0	18633.3	24705.3	28253.9	28249.2	26830.1	25773.2	23013.6
69°	8017.2	8195.2	9014.2	11594.2	16488.0	23711.4	28506.0	28561.1	27157.7	25499.1	21769.3
70°	6391.7	6598.0	7160.4	9765.6	14583.8	22400.9	28296.5	28395.7	27094.7	25047.1	20621.1
72.5°	2720.2	2887.1	3287.2	5034.0	8888.2	16727.4	25872.4	26247.3	25634.6	22923.8	17042.5
75°	1187.6	1239.6	1420.7	2052.3	3945.6	9104.0	20268.2	20961.3	21918.9	19376.7	12695.2
77.5°	869.4	891.5	990.7	1204.9	1770.4	3438.4	13033.9	13437.1	15807.6	14100.2	7787.2
80°	672.6	688.3	765.5	885.2	1156.1	1390.8	5944.4	6290.9	8888.2	7242.3	3243.1
82.5°	535.5	546.6	600.1	652.1	798.6	842.7	1973.6	2189.4	3280.9	2000.4	858.4
85°	497.7	510.3	529.2	475.7	511.9	494.6	853.7	893.1	990.7	786.0	359.1
87.5°	225.2	266.2	524.5	370.1	272.5	217.4	349.7	365.4	411.1	412.7	159.1
90°	0.0	0.0	0.0	0.0	0.0	0.0	0.0	0.0	0.0	0.0	0.0



REPORT NUMBER: P318542
 CATALOG NUMBER: GLEON-SA8D-827-U-T3

CANDELA DISTRIBUTION (continued):

	90°	95°	105°	115°	125°	135°	145°	155°	165°	175°	180°
0°	5977.5	5977.5	5977.5	5977.5	5977.5	5977.5	5977.5	5977.5	5977.5	5977.5	5977.5
2.5°	5991.6	5986.9	5994.8	5975.9	5999.5	5997.9	5990.1	5993.2	6009.0	6007.4	6009.0
5°	6027.9	6024.7	6034.2	6020.0	6048.3	6057.8	6059.4	6073.5	6090.9	6095.6	6095.6
7.5°	6119.2	6119.2	6123.9	6105.0	6123.9	6122.4	6114.5	6128.7	6146.0	6147.6	6146.0
10°	6276.7	6278.3	6270.4	6221.6	6205.9	6163.3	6123.9	6125.5	6147.6	6164.9	6169.6
12.5°	6475.2	6468.9	6434.2	6344.5	6278.3	6191.7	6150.7	6149.1	6171.2	6185.4	6190.1
15°	6702.0	6684.7	6594.9	6448.4	6331.9	6246.8	6180.6	6164.9	6152.3	6136.5	6138.1
17.5°	6916.2	6876.8	6727.2	6524.0	6401.2	6287.8	6160.2	6057.8	5986.9	5946.0	5933.4
20°	7133.6	7056.4	6840.6	6594.9	6439.0	6232.6	5986.9	5779.0	5649.8	5590.0	5579.0
22.5°	7332.0	7207.6	6946.1	6668.9	6409.0	6046.8	5660.9	5358.5	5178.9	5098.6	5104.9
25°	7525.8	7352.5	7056.4	6720.9	6257.8	5719.1	5207.2	4835.5	4627.6	4537.8	4534.7
27.5°	7695.9	7499.0	7176.1	6678.4	5975.9	5252.9	4670.1	4307.9	4134.6	4057.4	4044.8
30°	7891.2	7683.3	7335.2	6516.1	5563.2	4714.2	4145.6	3890.5	3767.6	3690.4	3676.3
32.5°	8129.0	7933.7	7465.9	6221.6	5035.6	4151.9	3736.1	3558.1	3446.3	3359.7	3343.9
35°	8475.6	8264.5	7499.0	5799.5	4455.9	3707.8	3435.3	3252.6	3101.4	2989.5	2978.5
37.5°	8910.3	8678.7	7423.4	5252.9	3893.6	3419.5	3184.8	2959.6	2762.7	2605.2	2580.0
40°	9537.2	9187.5	7213.9	4622.9	3479.4	3197.4	2940.7	2684.0	2439.8	2255.5	2219.3
42.5°	10290.1	9784.5	6892.6	3996.0	3175.4	2972.2	2698.1	2380.0	2146.8	2016.1	1997.2
45°	11247.7	10405.0	6446.8	3447.9	2876.1	2747.0	2436.7	2143.7	1998.8	1902.7	1887.0
47.5°	12340.8	11101.2	5979.0	3002.1	2622.5	2535.9	2227.2	2038.2	1923.2	1847.6	1833.4
50°	13684.4	11887.2	5482.9	2636.7	2367.4	2282.3	2127.9	1979.9	1888.5	1830.3	1816.1
52.5°	15199.6	12774.0	5125.3	2348.5	2156.3	2094.9	2076.0	1948.4	1874.4	1830.3	1816.1
55°	16831.4	13676.5	4739.4	2105.9	1973.6	1990.9	2041.3	1951.5	1901.1	1847.6	1827.1
57.5°	18464.8	14609.0	4309.4	1901.1	1828.7	1913.7	2017.7	1957.8	1915.3	1863.3	1844.4
60°	19756.3	15199.6	3643.2	1729.4	1713.7	1828.7	1961.0	1910.6	1855.5	1857.0	1853.9
62.5°	20359.6	15168.1	2907.6	1576.7	1598.7	1713.7	1869.6	1836.6	1790.9	1852.3	1857.0
65°	20021.0	14412.1	2263.4	1438.1	1475.9	1594.0	1775.1	1800.3	1816.1	1934.2	1950.0
67.5°	18600.2	12940.9	1753.1	1316.8	1364.0	1512.1	1784.6	1961.0	1981.5	2105.9	2104.3
69°	17130.7	11561.2	1523.1	1253.8	1308.9	1532.6	1907.4	2063.4	1986.2	2118.5	2099.6
70°	15898.9	10469.6	1400.3	1211.2	1283.7	1568.8	1989.3	2061.8	1962.6	2076.0	2044.5
72.5°	12244.7	7532.1	1187.6	1132.5	1198.6	1501.1	2013.0	2016.1	1907.4	1929.5	1875.9
75°	8398.4	4759.9	1036.4	1025.4	1069.5	1353.0	1937.4	1926.3	1764.1	1732.6	1688.5
77.5°	4630.8	2417.8	880.5	923.0	952.9	1198.6	1760.9	1745.2	1611.3	1545.2	1529.4
80°	1786.2	1058.5	743.4	820.6	839.5	1038.0	1543.6	1529.4	1417.6	1332.5	1308.9
82.5°	674.1	554.4	614.3	710.4	704.1	856.8	1307.3	1299.4	1190.8	1066.3	1028.5
85°	311.9	332.3	486.7	585.9	540.3	634.8	1045.9	1060.0	927.7	779.7	779.7
87.5°	132.3	185.9	344.9	442.6	363.8	428.4	767.1	732.4	672.6	466.2	437.9
90°	0.0	0.0	0.0	0.0	0.0	0.0	0.0	0.0	0.0	0.0	0.0

(END OF REPORT)